



Gateway APIv3 Integration Documentation

updated: 09.09.2020

Table of Contents

Test environment endpoints	3
Production environment endpoints	3
Test Cards	4
Payment Integration Overview	5
Payment Process Overview	5
Payment Integration Variants	6
Payment Types	6
One-off Payment	6
Merchant Initiated Transaction (MIT) Payments	8
Customer Initiated Transaction (CIT) Payments	9
Payment API	9
The API endpoints for initiating payments	9
The API endpoints for payment management	10
Other API endpoints	10
Payment Initiation Response	10
Important Factors	11
Token agreement	11
Nonce	11
Order Reference	11
Date and Time formats	12
Callback Notification	12
Request Parameter Types	13
Payment Statuses	13
API Details	15
Supported Formats	15
Security	15
Authentication	15
HTTP Response Codes	15
Payments endpoint	16
POST /payments/oneoff	16
POST /payments/mit	21
POST /payments/cit	25
GET /payments/:payment_reference	30
POST /payments/void	33
POST /payments/capture	34
POST /payments/refund	35
GET /payments/recallback (to be released)	37
GET /shops	37
GET /shops/:id	39
GET /processing_accounts/:account_name	41
POST /mobile_payments/card_details	43
Version history	44

Quick References

Test environment endpoints

Application	endpoint URL	usage
Gateway API	https://igw-demo.every-pay.com/api/v3	For JSON API
Merchant Portal	https://mwt-seb-demo.every-pay.com	Access API username and secret under General Settings and track payment data. Note: API username and secret are different in Production and Test environment.

Production environment endpoints

Application	endpoint URL	usage
Gateway API	https://payment.ecommerce.sebgroup.com/api/v3	For JSON API
Merchant Portal	https://portal.ecommerce.sebgroup.com/merchant_settings/general	Access API username and secret and track payment data. Note: API username and secret are different in Production and Test environment.

Test Cards

Please note that only test cards must be used for testing. The following test cards can be used to perform successful test payments:

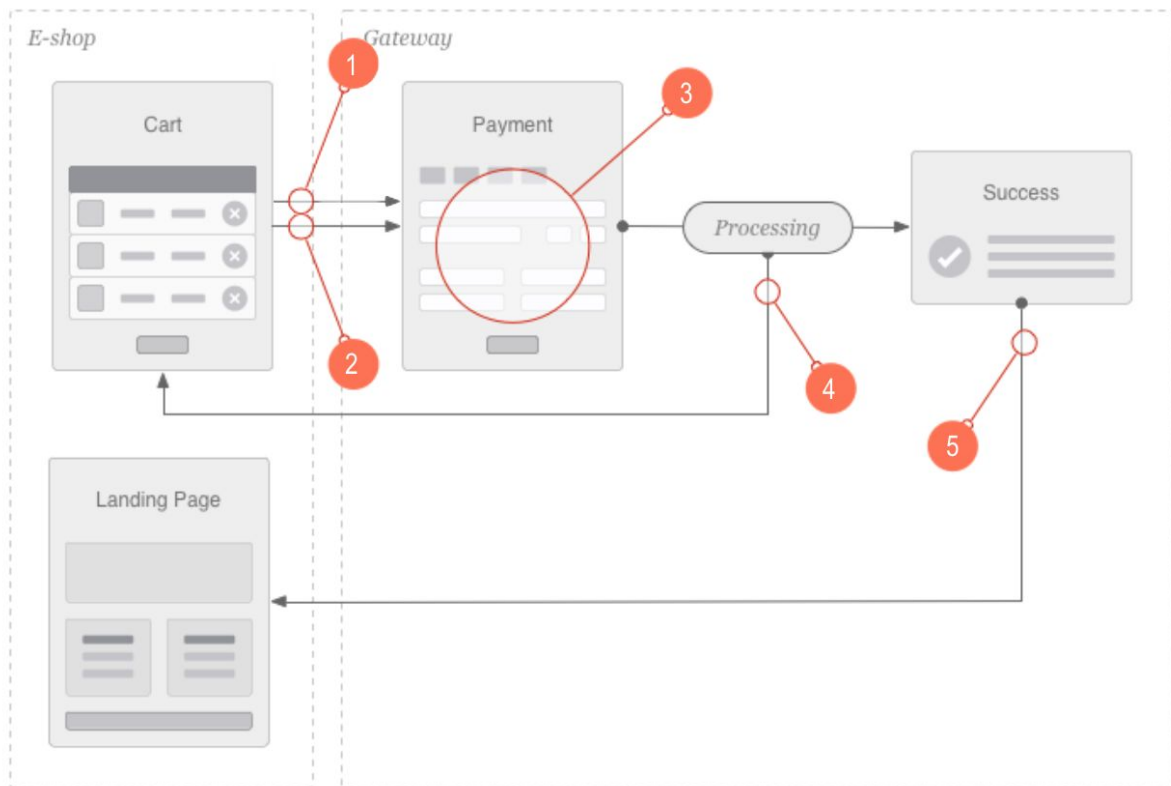
Card type	Card number	Expiration date	CVC code	Cardholder name
Mastercard	5204740000001002	12/25	100	(any name)
Visa	4012001037141112	12/27	212	(any name)
Mastercard	2223000010021381	12/19	656	(any name)

The 3DS authentication simulator (Poseidon bank) password is `secret`.

To test failed payments, the easiest ways are to enter an incorrect expiration date or incorrect 3DS password.

1. Payment Integration Overview

1.1. Payment Process Overview



On a high level the steps in the payment collection are as follows:

1. Payment Initiation request by the Merchant e-shop to Payment Gateway (this is Backend JSON API request). Response to this request contains, among other things, the Payment Link.
2. E-shop redirects Customer to (or opens in an iframe) the Payment Link.
3. Payment Gateway displays a selection of available payment methods. The customer chooses one and initiates the payment flow. Depending on the payment method, the flow can consist of one or more screens as well as redirects to third-party authentication services.
4. When payment processing has been completed, notification is sent to merchant and merchant queries payment status.
5. If the payment page was integrated inside an iframe, the parent frame is notified of the result. If the customer return URL is provided, the customer is redirected to the e-shop landing page.

1.2. Payment Integration Variants

To integrate payments to e-shop, there are two possible variants:

1. Redirect Integration – the Customer is redirected away from the e-shop and payment UI is displayed full screen.
2. Iframe integration – the Customer does not leave e-shop, but payment UI is integrated inside an iframe. Payment UI will detect automatically if it is rendered inside an iframe and adjust accordingly. Iframe solution is based on redirect solution, so merchants should first implement redirect flow and then switch to iframe.

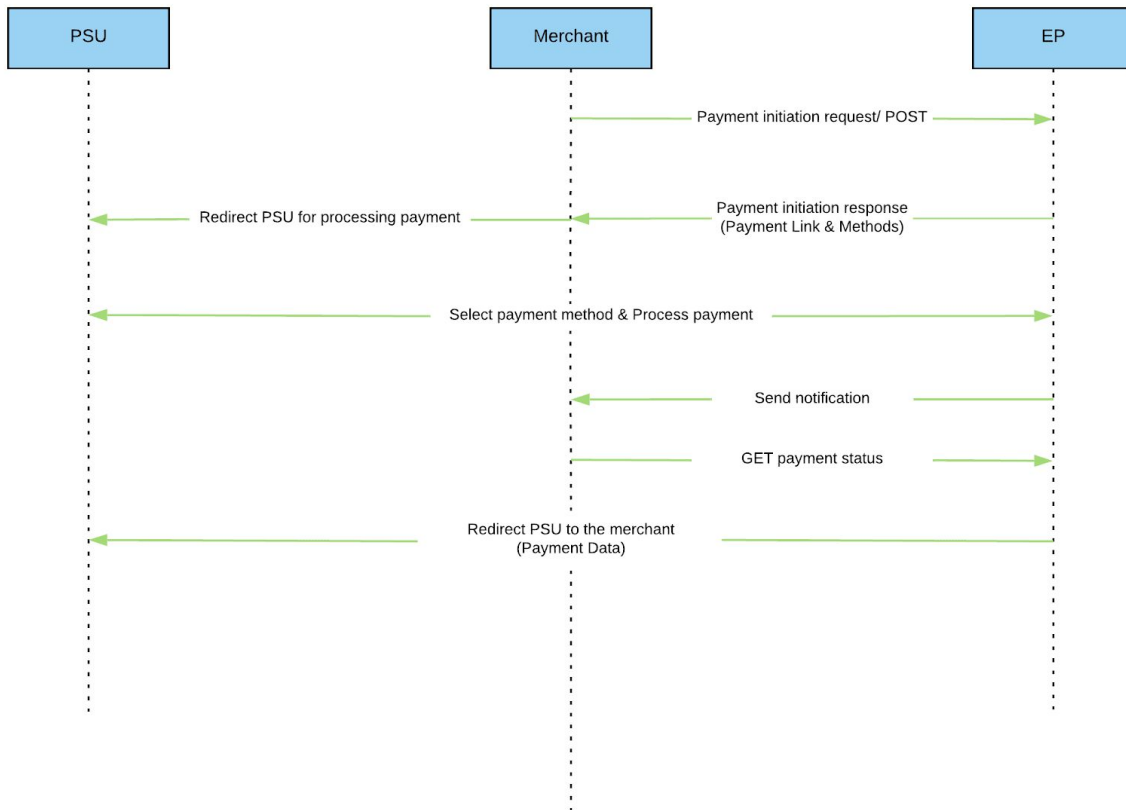
Iframe integration type can be styled to fit Merchant's look and feel with customisable skins. The payment UI would remain mostly the same regardless of the integration option. In case of iframe integration, certain parts of the UI are omitted, such as Merchant's logo at the top and payment gateway details at the bottom of the page.

1.3. Payment Types

1.3.1. One-off Payment

When the Payment Service User (PSU) completes the purchase and proceeds with the payment, a merchant forwards the payment request(`/payments/oneoff`) to Gateway. As a response to this request, payment link with payment methods are provided by Gateway. PSU is redirected to payment link to complete the payment.

Firstly, the customer selects one of the available payment methods (card payment, open banking, etc.). Based on the selected payment method, PSU needs to perform a different number of operations. For example, while in card payments these operations include entering card details and 3DS operations, in open banking, PSU is supposed to complete initial authentication, selection of IBAN and authorization of payment. After completion of payment, Gateway notifies the merchant and merchant queries the updated payment information with the payment status (`/payments/:payment_reference`). Finally, PSU is redirected back to the merchant's website to see the payment information.



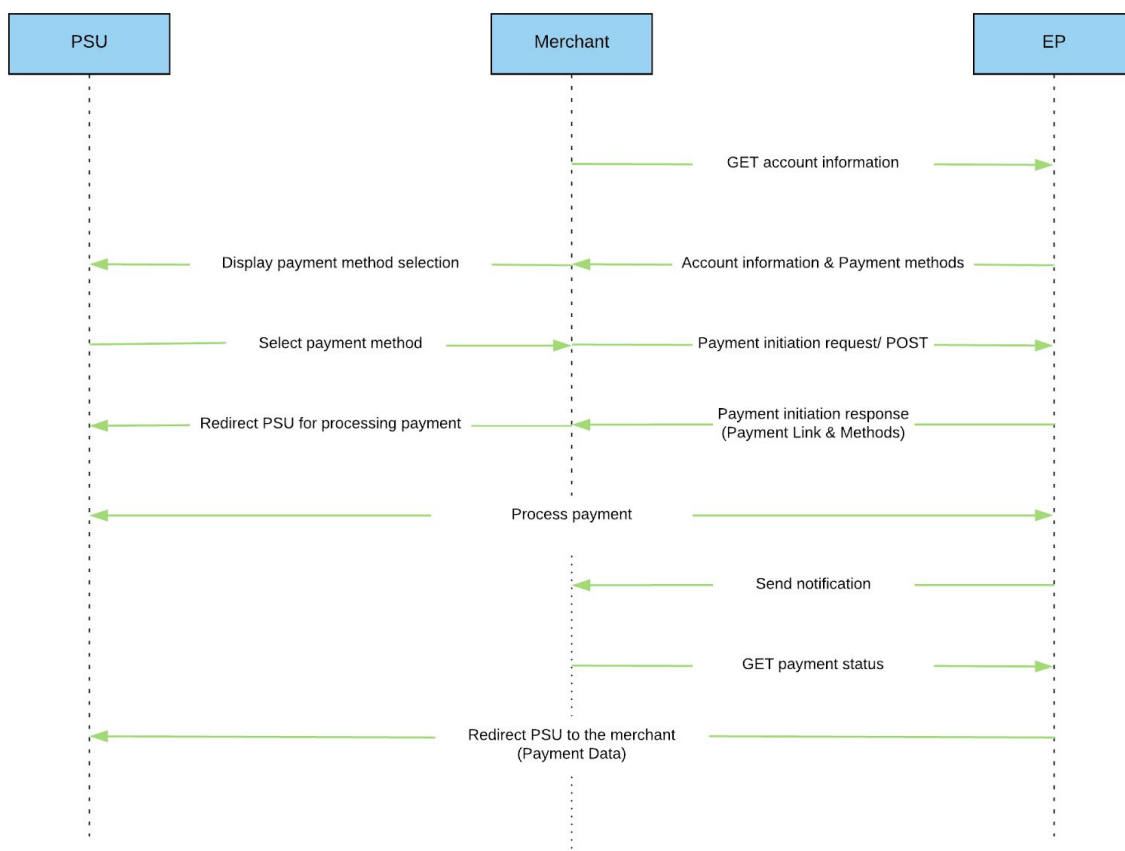
This endpoint also can be used for tokenization (**currently only for card payments**) by setting the required request parameters (explained in payment endpoints). Additionally, without any purchase, tokenization for further payments can be made by setting the amount as 0 (**in development**).

Note: The redirection of PSU is explicitly visible only in redirect integration. In iframe integration the parent page will stay in place and redirection happens inside the iframe.

Note: In case of sent for processing status (check [payment statuses](#)) customer can be returned to e-shop even though the status is not the final status. In that case, customer return should be treated similarly as a trigger as if callback notification was received and merchants need to check payment status. Until the callback notification for final status is received, merchants should show a proper message to the customer which indicates the payment is in progress.

Get Payment Methods List

For one-off payment, it uses the same endpoint as above but differs from regular one-off payment with initial payment methods list call (`/processing_accounts/:account_name`). Merchant gets the payment methods list belonging to a specific processing account. Afterwards, operations which are used for regular one-off payment are performed. It is **highly recommended** to use (`/processing_accounts/:account_name`) endpoint to get the payment methods list instead of (`/payments/oneoff`) endpoint. With this way, there won't be new payment initiation when the user goes back and forth in the checkout page and payments which are in initial status will reflect actually initiated payments.



1.3.2. Merchant Initiated Transaction (MIT) Payments

MIT's are token-based payments governed by an agreement between the cardholder and merchant that, once set up, allows the merchant to initiate subsequent payments from the card without any direct involvement of the cardholder. As the cardholder is not present when an MIT is performed, the cardholder authentication is not performed. However, an MIT always relates to a previous customer present transaction (even if it is a zero-value transaction) that was performed to establish the initial agreement with the cardholder - this initial payment must be always performed by using 3DS - strong customer authentication (regulated by Payments Service Directive 2 (PSD2)).

MIT payment is initiated by the merchant by using the token which has received with one-off payment when storing the credentials. Steps for payment method selection and processing payments are eliminated. There is no PSU involvement and 3DS is not available in this payment type. Simply, the merchant initiates the payment (`/payments/mit`) and gets payment result as a response to this request. Notification is also sent to the merchant for any case. (If the merchant cannot get the results (e.g. connection issues), they will be able to get the final payment status with the payment reference in the notification). MIT payment can be performed as recurring payment (fixed amount and interval) or as unscheduled credential-on-file transaction (fixed or variable amount, fixed or variable frequency) as established in an [agreement](#) between the Merchant and Customer.

1.3.3. Customer Initiated Transaction (CIT) Payments

As in MIT payments, previously stored credentials are used for this type of payment (`/payments/cit`). The main difference with MIT payments is that the customer actively participates in the transaction (like one-click-payments). Also as a response, a payment link is provided to complete the payment which means PSU involvement might be required as well as 3DS authentication. When the payment is processed, notification is sent to merchant and merchant queries the payment status (`/payments/:payment_reference`).

1.4. Payment API

Payment Gateway is separated into two parts:

- **JSON API** - interfaced by Merchant's e-shop directly
- **HTML UI** - interfaced by Customer using a browser, normally by being redirected there from the Merchant's e-shop.

The JSON API is protected by TLS and authenticated using HTTP Basic Auth with the `api_username` and `api_secret` that can be found in Merchant portal.

The API endpoints for initiating payments

- `/payments/oneoff` – this endpoint can be used for the following use cases:
 - For regular one-off payment; when the value of the `request_token` parameter is false, card details will not be stored and regular one-off payment is made. `Token_agreement` is not specified for this payment.
 - To save card details for MIT and CIT; when `request_token = 'true'` and `token_agreement` is specified as `'unscheduled'`, card details are saved and payment is made. The stored card can be used in future MIT/CIT payments.
 - To save card details for recurring payments and subscriptions; when `request_token = 'true'` and `token_agreement` is specified as `'recurring'`, card details are saved and payment is made.
 - **(in development)** To save card details without any purchase; when the amount is set as 0, `request_token = 'true'` and `token_agreement` is selected as either `'unscheduled'` or `'recurring'` card details are saved for future MIT/CIT or subscription without any purchase.
Note: `Token_agreement` must be specified when `request_token='true'`.
- `/payments/mit` - Merchant Initiated Transaction payment, the token agreement can be `'unscheduled'` or `'recurring'`, the response is always finalised payment details (either successful or failed). This is only used for card transactions.
- `/payments/cit` - Customer Initiated Transaction payment, the token agreement can only be `'unscheduled'` and the response could be finalised payment details

or contains 'payment_link' depending on the 3DS authentication requirements. This is only used for card transactions.

The API endpoints for payment management

- `/payments/void` – Void transaction reverses an authorised payment that has not been set to be captured. This is only used for card transactions.
- `/payments/capture` – Capturing an authorised payment will complete (finalise) the payment. This is only used for card transactions.
- `/payments/refund` – Refunding a settled payment will return the funds to the customer's bank card. Payment can be refunded in full or partial amount. This is only used for card transactions.
- `/mobile_payments/card_details` – It can be used by SDKs to set card details.

Other API endpoints

- `/payments/:payment_reference` - Returns the current state of the payment (similar response to payment initiation, with statuses updated to reflect changes).
- `/processing_accounts/:account_name` – Returns details of the Processing Account, most importantly the available Payment Methods list.
- `/payments/recallback` - Can be used to ask Payment Gateway to send callbacks again for payments within a date range (less than 1 month). This can be used in case Merchant's server has had outages or for other reasons missed some callbacks.
- `/shops` – Return a list of shops with primary configuration parameters for the shops.
- `/shops/:id` – Return info about a specific shop, including configured processing accounts.

See below for a detailed explanation of the Payment API.

1.5. Payment Initiation Response

The response to the above mentioned payment initiation requests consists of the following details:

- *Payment Reference* – reference to identify this payment in the Payment Gateway and Portal
- *Payment State* – current state of the payment
- *Payment Link* – URL to redirect the customer to. Returned when payment needs Customer interaction.
- *Payment Methods* – a list of payment methods (Card payments, Open Banking payments, PayPal) available for this payment. The list contains direct links to the methods, links to logos and display names for the method.

- *Payment Details* – rest of the details for the payment, such as the purchase amount, order reference, customer details etc, depending on the state of the payment.

The exact content of the response depends on the state of the payment – if the payment was finalised upon creation (e.g `MIT` payment), then the response would not contain Payment Link or the Payment Methods list, but instead details regarding the used payment method (e.g. credit card details).

After initiating the payment and receiving the response, the response should always be examined especially for `CIT` payment, as the results can vary depending on the 3DS requirements by Issuing Bank – it could be waiting for 3DS authentication in which case Payment Link is provided in the response.

After payment is processed by Gateway, **notification** is sent to the merchant (e-shop) which contains payment reference and order reference. With this payment reference and order reference merchant gets the updated payment status as well as other payment information.

1.6. Important Factors

1.6.1. Token agreement

The Payment Gateway supports the following token agreements:

- `'Unscheduled'` - type of the agreement where both the amount and time period between payments can vary and cannot be defined at the time of agreement. Payment is usually triggered based on usage. This type of agreement is also used for future `CIT` payments.
- `'Recurring'` - these are payments for the delivery of ongoing goods or services. They have a fixed amount and interval for each payment, as established in the merchant customer agreement.

The token agreement indicators are only used with payment methods that support/require them (e.g. card payments) and ignored for others (e.g. SEPA payment). If not specified, then payments default to regular one-off payment.

1.6.2. Nonce

All Gateway message requests contain the 'nonce' field, that can be used to verify the uniqueness of the request messages. This approach helps to prevent possible message replay attacks.

1.6.3. Order Reference

The main purpose of `order_reference` parameter is to match the payment in Gateway's system to the correct corresponding order in merchant's e-shop. By default, the `order_reference` uniqueness validation is enabled for the e-shop meaning that multiple

payment attempts are allowed for one order reference until a successful payment is performed. As an additional benefit, matching the `order_reference` and validating its uniqueness in merchant's e-shop provides an extra layer of security against tampering attacks. However, if needed the `order_reference` uniqueness validation can be turned off. When disabled, multiple successful payments are allowed for the same order reference.

1.6.4. Date and Time formats

The `timestamp` field represents the time of the request. The request will be rejected if the provided timestamp is outside of an allowed time-window.

The `timestamp` field, as well as all other datetime fields, will use ISO 8601 standard formatting, for example: `2019-05-31T09:14:58+03:00`.

1.7. Callback Notification

Callback notifications are used to inform merchants to get the updated status of the payments. When the payment is finalized either by a customer or automatically after the payment initiation, notification is sent to the merchant's `callback_url`.

Merchants must set their `callback_url` in the merchant portal under e-shop settings.

Option One:

When Callback Notification URL is set under e-shop settings then `callback_url` includes `payment_reference` and `order_reference` so that merchants use this reference to get the payment status and other payment information by using `GET/payments/:payment_reference` endpoint.

Note: For 'settled' and 'failed' statuses, notification is sent to the merchant. If initial callback notification does not reach to merchant's server EveryPay server will attempt to resend the callback several times until it succeeds or fails permanently - maximum 6 retries will be done with the following logic

```
RETRY_INTERVALS = [  
    1.second,  
    5.minutes,  
    1.hour,  
    24.hours,  
    48.hours,  
    72.hours,  
].freeze
```

Option Two:

When Callback Notification URL is set and Additional notifications via callback checkbox is checked then `callback_url` includes `payment_reference`, `order_reference` and `event_name`. `Event_name` is sent for payment status, fraud and dispute updates.

Possible values for `event_names`:

`settled` - payment status is settled.

`failed` - payment status is failed.

`voided` - payment is voided, cancellation of authorization.

`refunded` - payment is refunded, reimbursement of payment.

`chargebacked` - payment is charged backed, the cardholder has disputed payment and issuer bank has initiated a chargeback process.

`marked_for_capture` - payment is marked for capture.

`authorised` - issuer bank has approved authorisation request and funds will be settled to the merchant's bank account after capture and clearing are completed.

`abandoned` - payment is abandoned, final status and means that payment is failed.

`sent_for_processing` - This state is used for a case in which payment is confirmed by the user but final confirmation by the bank has not arrived yet.

`issuer_reported_fraudulent` - Payment has been marked as fraudulent payment and reported by issuer.

`merchant_reported_fraudulent` - Payment has been marked as fraudulent payment and reported by merchant.

`dispute_opened` - Dispute is opened.

`dispute_updated` - Dispute is updated.

`dispute_reversed` - Dispute is reversed

`dispute_charged_back` - Dispute is charged back.

`dispute_reopened` - Dispute is reopened.

1.8. Request Parameter Types

O - field is optional

OF - field is optional, but including it improves fraud detection (therefore it's highly recommended to provide this information whenever possible)

C - field is conditional, which means this parameter needs to be sent in case of the existence of another parameter. (e.g. `token_agreement`)

1.9. Payment Statuses

For Open Banking and PayPal

Initial: Payment is initiated by Merchant. Payment method is not selected yet. It is a common state for all types of payments (card, open banking, alternative payments). The customer is supposed to select the payment method and continue the payment flow.

Waiting for SCA (strong customer authentication): In this state, the payment method is selected as open banking. IBAN is selected, payment initiation is sent to the bank and the customer is waited to complete SCA.

Sent for processing: This state is used for a case in which payment is confirmed by the user but final confirmation by the bank has not arrived yet. In case of this status, a customer can be returned to e-shop. So, customer return should be treated similarly as a trigger as if callback notification was received and merchants need to check payment status. Until the callback notification for final status is received, merchants should show a proper message to the customer which says payment is in progress.

Settled: This state is obtained after the customer completes SCA and payment passes all the checks on the bank side. This is the final state. For PayPal payments, it means settlement is completed to the merchant's PayPal account.

Abandoned: This state refers to the case in which a customer does not complete the payment confirmation and abandon the payment.

Failed: Payment can get 'failed' state in payment initiation or after the customer completes SCA. In the first case, the reason might be a technical error or the bank or PayPal may reject the payment initiation. In the second case, even though payment flow is completed, the bank or PayPal may reject the payment due to various reasons such as 'Insufficient funds', or 'Incorrect beneficiary name'. This is the final state.

Authorised: This state is only for PayPal payments. It means that merchants need to review the payment in his PayPal account before sending out the goods. This is the final state for PayPal payments.

For Card Payments

Authorised: Initialization of the payment. A process whereby card Issuer approves or declines the use of the card for a particular purchase transaction at a merchant. If the authorization is successful the purchase amount will be reserved on the cardholder's account. In the case of 3DS payments, the authorization process also involves cardholder authentication*.

Waiting for 3DS: When 3DS authentication window was prompted, the customer closed it or pressed the Back button. The payment was not completed.

Abandoned: Every customer has 15 minutes to perform 3DS authentication. If the time is exceeded and 3DS authentication is not finalised the payment status is changed from '*Waiting for 3DS*' to '*Abandoned*'. It is Final status and means failed payment.

Failed: Authorization was declined by a card issuer or some technical error occurred during the authorization process. This is the final status of the payment.

Voided: Cancellation of authorization. Void blocks funds transfer for an authorized payment. This is the final status of the payment.

Refunded: Reimbursement of the payment. The transaction amount is transferred from the merchant to the buyer. This is the final status of the payment.

Settled: Settlement of the transaction, acquirer bank has transferred the funds to the merchant's bank account.

Charged Back: The cardholder has disputed payment and Issuer bank has initiated a chargeback process.

3DS confirmed: Intermediate status when 3DS flow is completed but payment is not processed further due to technical errors. This is the final status of the payment.

* *Authentication:* A process whereby card Issuer assures that the presenter of the card is a valid card owner.

2. API Details

All below API endpoints are accessible under the top level APIv3 endpoint: `/api/v3`

The API is implemented in the REST architectural style:

- payments and transactions are exposed as resources
- operations on resources are performed using standard HTTP methods (GET, POST, etc)
- each request must specify a media type for the resource presentation format
- error conditions on operations are expressed as HTTP response codes

2.1. Supported Formats

Payment gateway supports communication in JSON format.

API format must be specified in the request HTTP header as follows:

- `Content-Type: application/json`
- `Accept: application/json`

2.2. Security

All connections to Payments Gateway are carried out over TLS connection. Merchant API client **MUST** validate the certificate of the Payment Gateway to avoid Man-in-the-Middle attacks on payment data.

2.3. Authentication

Payment Gateway will authenticate Merchant's API client using HTTP Basic Auth, using the `api_username` and `api_secret` as the username and password.

2.4. HTTP Response Codes

The API will use the following HTTP response codes to indicate the outcome of the request. These response codes are for the API request only, the response can include additional response codes/error codes, as appropriate for the response (e.g. processing error codes for payment initiation).

Code	Status	Description
200	Success	Standard response for successful queries.
400	Bad Request	Returned if HTTP operation was not understood or was incorrectly formatted.
401	Unauthorised	Returned if processing the request is refused because of failed authentication, nonce or timestamp.
403	Forbidden	Returned if processing the request is refused.
422	Unprocessable Entity	Returned if processing the request was not successful for any reason, including processing errors such as validation, fraud check or issuer declines.
500	Internal Server Error	Returned if the request cannot be processed because of the technical errors in the server.

2.5. Payments endpoint

2.5.1. POST /payments/oneoff

This endpoint is used to initiate One-Off payment, i.e. a payment that will ask for payment details (e.g. card number) and is not related to any previous payment.

ENDPOINT: `/payments/oneoff`

METHOD: `POST`

REQUEST PARAMS

Parameter	Optional	Description
api_username		The api_username of the Merchant sending the request. Must match with username in the Authorization HTTP header.

account_name		Processing account used for the payment. Most importantly, this will determine available payment methods and currency of the payment.
amount		Transaction amount, use decimal number with 2 digit precision, e.g. 10.55. The currency is taken from the specified processing account.
customer_url		URL where the Customer should be redirected after completing the payment. <code>payment_reference</code> and <code>order_reference</code> parameters are added when a customer is redirected to <code>customer_url</code> . Customer URL has to be a fully qualified domain name, it is not possible to use an IP address or localhost.
token_agreement	C	It must be sent when <code>request_token=true</code> . It is the type of the agreement. Valid values: <code>'unscheduled'</code> or <code>'recurring'</code> . See the above Payment Types. It is a conditional parameter.
mobile_payment	O	Payment is initiated via mobile apps like SDK. Valid values: true, false. The default value is false.
order_reference		Merchant's order reference. Uniqueness requirements can be configured in Portal.
nonce		Unique request (see below for details).
email	OF	Customer's email. Used for Fraud Prevention.
customer_ip	OF	Customer's IP address. Used for Fraud Prevention. Do not set this to some fixed value, e.g Merchant's server, as this will start generating false positives in Fraud Check.
preferred_country	O	Default country for a payment selection page. Possible values <ul style="list-style-type: none"> • 'EE', for Estonia • 'LT', for Lithuania • 'LV' for Latvia. When the payment selection page is opened, the preferred country's alternative payment methods will be listed first.
billing_city	O	Cardholder Billing address city.
billing_country	O	Cardholder Billing address country. Format: ISO alpha-2.
billing_line1	O	Cardholder Billing address line 1.

billing_line2	0	Cardholder Billing address line 2.
billing_line3	0	Cardholder Billing address line 3.
billing_postcode	0	Cardholder Billing address postal code.
billing_state	0	Cardholder Billing address state..Format: ISO 3166-2.
shipping_city	0	Cardholder shipping address city. It will be sent if available.
shipping_country	0	Cardholder shipping address country. It will be sent if available. Format: ISO alpha-2.
shipping_line1	0	Cardholder shipping address line 1. It will be sent if available.
shipping_line2	0	Cardholder shipping address line 2. It will be sent if available.
shipping_line3	0	Cardholder shipping address line 3. It will be sent if available.
shipping_code	0	Cardholder shipping address postal code. It will be sent if available.
shipping_state	0	Cardholder shipping address state. It will be sent if available.
locale	0	<p>A locale that should be used as the default for payment UI. Customers can change it via menu. Defaults to 'en'. Accepted values are:</p> <ul style="list-style-type: none"> • 'en' - English • 'et' - Estonian • 'fi' - Finnish • 'de' - German • 'lv' - Latvian • 'lt' - Lithuanian • 'ru' - Russian • 'es' - Spanish • 'sv' - Swedish • 'da' - Danish • 'pl' - Polish • 'it' - Italian • 'fr' - French • 'nl' - Dutch • 'pt' - Portuguese • 'no' - Norwegian <p>Note: User's previous preference overrides the locale requested by merchant.</p>

request_token	O	Boolean to indicate that payment should return token in the response - for future token payment usage. Valid values: true, false.
token_consent_agreed	O	Boolean to indicate that merchant has token consent in Terms and Conditions to avoid the save card details checkbox in card details form
timestamp		A timestamp of request's creation time (see below for details).
skin_name	O	The name of a skin configured in Portal – used to change the look and feel of the payment UI. (to be released).
integration_details	O	Details of integration. Following fields are subfields of this.
integration_details.software	O	The name of the software.
integration_details.version	O	The version number of the integration software.
integration_details.integration	O	Type of the integration. (Plugin name or 'custom').

RESPONSE PARAMS

Parameter	Description
api_username	The api_username of the Merchant sending the request.
account_name	Processing Account ID that was used to process the transaction.
initial_amount	Amount used for the transaction.
standing_amount	Payment standing amount.
order_reference	Merchant's order ID.
email	Customer's email.
customer_ip	Customer's IP address.
customer_url	URL where the Customer should be redirected after completing the payment. <code>payment_reference</code> and <code>order_reference</code> parameters are added when a customer is redirected to <code>customer_url</code> . Customer URL has to be a fully qualified domain name, it is not possible to use an IP address or localhost.

mobile_access_token	Token to use POST/mobile_payments/card_details endpoint. It will return if and only mobile_payment is sent as true.
payment_created_at	A time when the payment was initiated at Payment Gateway.
payment_reference	Reference ID of the payment.
payment_link	Link to complete payment. Used when payment needs user action (e.g. to fill card details or complete 3DS, etc).
payment_state	Current payment status.
payment_methods	List of available payment methods. Merchant can use these instead of payment_link to offer custom UI inside e-shop. These methods are returned together with payment_link
payment_methods[#].source	Source of payment method. See Payment Methods above for a list of possible values. Example: 'card'.
payment_methods[#].display_name	A display name for the Payment Method. Ex: 'Card Payment'.
payment_methods[#].logo_url	URL to fetch logo for this Payment Method.
payment_methods[#].country_code	Country code for this Payment Method, to be used for better UX (e.g. group Open Banking links by country). Omitted if not relevant for this payment method.
payment_methods[#].payment_link	Link to complete the payment with this specific payment method. If a customer is directly redirected to this link, he will skip payment method selection and continue to pay.

Example request

```
{
  "api_username": "abc12345",
  "account_name": "EUR3D1",
  "amount": 10.00,
  "order_reference": "912987",
  "token_agreement": "unscheduled",
  "nonce": "a9b7f7e794367c2c85d73154a01b9902",
  "timestamp": "2019-06-05T13:14:15+03:00",
  "email": "user@example.com",
  "customer_ip": "1.2.3.4",
  "customer_url": "https://shop.example.com/cart",
  "preferred_country": "EE",
  "billing_city": "Tartu",
  "billing_country": "EE",
  "billing_line1": "Main street 1",
  "billing_line2": "Building 3",
}
```

```

"billing_line3": "Room 11",
"billing_postcode": "51009",
"billing_state": "EE",
"locale": "en",
"request_token": true,
"skin_name": "shop1",
"integration_details":
{
  "software": "magento",
  "version": "1.6.4",
  "integration": "plugin"
}
}

```

Example response

```

{
  "api_username": "abc12345"
  "account_name": "EUR3D1",
  "initial_amount": 10.00,
  "standing_amount": 10.00,
  "order_reference": "feiwHP28qy8ks7i12i63",
  "email": "user@example.com",
  "customer_ip": "1.2.3.4",
  "customer_url": "www.abc.com/callback",
  "payment_created_at": "2019-06-05T13:14:15+03:00",
  "payment_reference": "db98561ec7a380d2e0872a34ffccdd0c4d2f2fd237b6d0ac22f88f52a",
  "payment_link": "https://igw-demo.every-pay.com/lp/aedf32/ed4dod",
  "payment_state": "initial"
  "payment_methods": [
    {
      "source": "card",
      "display_name": "VISA/Mastercard",
      "logo_url": "https://igw-demo.every-pay.com/assets/card_logo.png",
      "payment_link": "https://igw-demo.every-pay.com/lp/aedf32/ed4dod?method_source=card"
    },
    {
      "source": "ob_mybank_ee",
      "display_name": "MyBank Eesti",
      "country_code": "EE",
      "logo_url": "https://igw-demo.every-pay.com/assets/mybank_logo.png",
      "payment_link": "https://igw-demo.every-pay.com/lp/aedf32/ed4dod?method_source=ob_mybank_ee"
    }
  ]
}

```

2.5.2. POST /payments/mit

This endpoint is used to initiate MIT payment, i.e. a payment that will not ask for payment details (e.g. card number) it is related to previous One-Off payment.

ENDPOINT: /payments/mit

METHOD: POST

REQUEST PARAMS

Parameter	Optional	Description
api_username		The api_username of the Merchant sending the request. Must match with username in Authorization HTTP header.
account_name		Processing account used for the payment. Most importantly, this will determine available payment methods and currency of the payment.
amount		Transaction amount, use decimal number with 2 digit precision, e.g. 10.55. The currency is taken from the specified processing account.
token_agreement		Type of the agreement. Valid values: <code>'unscheduled'</code> , <code>'recurring'</code> .
merchant_ip		The IP of the Merchant server (as Customer is not involved in the payment process).
order_reference		Merchant's order reference. Uniqueness requirements can be configured in Portal.
nonce		Unique request identifier (see below for details).
email	OF	Customer's email. Used for Fraud Prevention.
timestamp		Timestamp of request's creation time (see below for details).
token		Enables payment with stored token. It is used without any user input.
integration_details	O	Details of integration. Following fields are subfields of this.
integration_details. software	O	The name of the software.
integration_details. version	O	The version number of the integration software.
integration_details. integration	O	Type of integration.

RESPONSE PARAMS

Parameter	Description
api_username	The api_username of the Merchant sending the request.
account_name	Processing Account name that was used to process the transaction.
initial_amount	The initial payment amount.
standing_amount	Payment standing amount. (It might be different than the initial amount in the case that payment is refunded).
order_reference	Merchant's order ID.
email	Customer's email.
payment_method	Which payment method was used. See above Payment Methods for valid values here(the only card at the moment). Depending on the payment method, other fields in the response would be present or omitted. Returned when payment is completed.
stan	Payment STAN number - a unique ID to identify payments on acquiring bank payment reports.
fraud_score	Payment fraud score.
warnings	Payment processing warnings in JSON format.
payment_created_at	A time when the payment was initiated at Payment Gateway.
payment_reference	Reference ID of the payments.
payment_state	Current status of the payment.
cc_details	Details of card payment. Following fields are subfields of this
cc_details.token	Token used in this specific payment.
cc_details.last_four_digits	Last four digits of the card number.
cc_details.month	Card expiration month (mm format - 1-2 digits).
cc_details.year	Card expiration year (YYYY format - 4 digits).
cc_details.holder_name	Name on the card.
cc_details.type	Card type. Possible values are 'visa' or 'master_card'.
cc_details.issuer_country	Card issuer country. ISO 3166 two-letter (alpha-2) format (e.g. EE)

cc_details.issuer	Card issuing organization.
cc_details.cobrand	Name of the cobrand
cc_details.funding_source	Funding source of the card. (debit or credit)
cc_details.product	Product type of the card.
cc_details.state_3ds	3DS state of the transaction
cc_details.authorization_code	Authorisation code of the transaction.

Example request

```
{
  "api_username": "abc12345",
  "account_name": "EUR3D1",
  "amount": 10.00,
  "token": "d841bcc672b0f76523a7fa13",
  "order_reference": "912987",
  "token_agreement": "unscheduled",
  "nonce": "a9b7f7e794367c2c85d73154a01b9902",
  "timestamp": "2019-06-05T13:14:15+03:00",
  "merchant_ip": "5.6.7.8",
  "email": "user@example.com",
  "integration_details": {
    "software": "magento",
    "version": "1.6.4",
    "integration": "plugin"
  }
}
```

Example response

```
{
  "api_username": "abc12345",
  "account_name": "EUR1",
  "initial_amount": 10.00,
  "standing_amount": 10.00,
  "order_reference": "feiwph28qy8ks7i12163",
  "stan": "1234",
  "email": "user@example.com",
  "payment_method": "card",
  "cc_details": {
    "token": "d841bcc672b0f76523a7fa13",
    "last_four_digits": "1234",
    "month": "1",
    "year": "2017",
    "holder_name": "Tom Smith",
    "type": "master_card",
    "issuer_country": "EE",
    "issuer": "LHV Bank",
    "cobrand": "Partner deebet",
  }
}
```



```

    "funding_source": "Debit",
    "product": "DEBIT STANDARD",
    "state_3ds": "no3ds",
    "authorization_code": "00590A"
  },
  "fraud_score": "500",
  "warnings": {
    "country_match": [
      "Card issuer country (Estonia) does not match the buyer country ()."
    ]
  },
  "payment_created_at": "2019-06-05T13:14:15+03:00",
  "payment_reference": "db98561ec7a380d2e0872a34ffccdd0c4d2f2fd237b6d0ac22f88f52a",
  "payment_state": "settled"
}

```

2.5.3. POST /payments/cit

This endpoint is used to initiate CIT payments, i.e. a payment may ask for some payment details (e.g. CVC) it is related to previously completed One-Off payment.

ENDPOINT: /payments/cit

METHOD: POST

REQUEST PARAMS

Parameter	Optional	Description
api_username		The api_username of the Merchant sending the request. Must match with username in Authorization HTTP header.
account_name		Processing account used for the payment. Most importantly, this will determine available payment methods and currency of the payment.
amount		Transaction amount, use decimal number with 2 digit precision, e.g. 10.55. The currency is taken from the specified processing account.
token_agreement	O	Type of the agreement. Valid values: `unscheduled`.
order_reference		Merchant's order reference. Uniqueness requirements can be configured in Portal.
nonce		Unique request identifier (see below for details).
email	OF	Customer's email. Used for Fraud Prevention.
customer_ip	OF	Customer's IP address. Used for Fraud Prevention. Do not set this to some fixed value, e.g Merchant's server,

		as this will start generating false positives in Fraud Check.
customer_url		URL where the Customer should be redirected after completing the payment. <code>payment_reference</code> and <code>order_reference</code> parameters are added when a customer is redirected to <code>customer_url</code> . Customer URL has to be a fully qualified domain name, it is not possible to use an IP address or localhost.
timestamp		Timestamp of request's creation time (see below for details).
token		Enables payment with stored token.
billing_city	O	Cardholder Billing address city.
billing_country	O	Cardholder Billing address country.
billing_line1	O	Cardholder Billing address line 1.
billing_line2	O	Cardholder Billing address line 2.
billing_line3	O	Cardholder Billing address line 3.
billing_postcode	O	Cardholder Billing address postal code.
billing_state	O	Cardholder Billing address state. .Format: ISO 3166-2.
shipping_city	O	Cardholder shipping address city. It will be sent if available.
shipping_country	O	Cardholder shipping address country. It will be sent if available. Format: ISO alpha-2.
shipping_line1	O	Cardholder shipping address line 1. It will be sent if available.
shipping_line2	O	Cardholder shipping address line 2. It will be sent if available.
shipping_line3	O	Cardholder shipping address line 3. It will be sent if available.
shipping_code	O	Cardholder shipping address postal code. It will be sent if available.
shipping_state	O	Cardholder shipping address state. It will be sent if available.

integration_details	O	Details of integration. Following fields are subfields of this.
integration_details.software	O	The name of the software.
integration_details.version	O	Version number of the integration software.
integration_details.integration	O	Type of the integration.

RESPONSE PARAMS

Parameter	Description
api_username	The api_username of the Merchant sending the request.
account_name	Processing Account name that was used to process the transaction.
initial_amount	Initial amount used for the transaction.
standing_amount	Payment standing amount.
order_reference	Merchant's order ID.
email	Customer's email.
payment_method	What payment method was used. See above Payment Methods for valid values here (only card at the moment). Depending on the payment method, other fields in the response would be present or omitted. Returned when payment is completed.
customer_ip	Customer's IP address.
customer_url	URL where the Customer should be redirected after completing the payment. <code>payment_reference</code> and <code>order_reference</code> parameters are added when a customer is redirected to <code>customer_url</code> . Customer URL has to be a fully qualified domain name, it is not possible to use an IP address or localhost.
payment_created_at	Time when the payment was initiated at Payment Gateway.
payment_reference	Reference ID of the payments.
payment_link	Link to complete payment. Used when payment needs user action (e.g. to fill card details or complete 3DS, etc).
payment_state	Current status of the payment.

fraud_score	Payment fraud score.
warnings	Payment processing warnings in JSON format.
cc_details	Details of card payment. Following fields are subfields of this.
cc_details.token	Token which is used in the payment.
cc_details.last_four_digits	Last four digits of the card number.
cc_details.month	Card expiration month (mm format - 1-2 digits).
cc_details.year	Card expiration year (YYYY format - 4 digits).
cc_details.holder_name	Name on card.
cc_details.type	Card type. Possible values are 'visa' or 'master_card'.
cc_details.issuer_country	Card issuer country. ISO 3166 two-letter (alpha-2) format (e.g. EE).
cc_details.issuer	Card issuing organization.
cc_details.cobrand	Name of the cobrand
cc_details.funding_source	Funding source of the card. (debit or credit)
cc_details.product	Product type of the card.
cc_details.state_3ds	3DS state of the transaction
cc_details.authorisation_code	Authorisation code of the transaction.

Example request

```
{
  "api_username": "abc12345",
  "account_name": "EUR3D1",
  "amount": 10.00,
  "token": "d841bcc672b0f76523a7fa13",
  "order_reference": "912987",
  "token_agreement": "unscheduled",
  "nonce": "a9b7f7e794367c2c85d73154a01b9902",
  "timestamp": "2019-06-05T13:14:15+03:00",
  "email": "user@example.com",
  "customer_ip": "1.2.3.4",
  "customer_url": "https://shop.example.com/cart",
  "billing_city": "Tartu",
  "billing_country": "Estonia",
  "billing_line1": "Main street 1",
```

```

    "billing_line2": "Building 3",
    "billing_line3": "Room 11",
    "billing_postcode": "51009",
    "billing_state": "EE",
    "integration_details": {
      "software": "magento",
      "version": "1.6.4",
      "integration": "plugin"
    }
  }
}

```

Example response/callback

```

{
  "api_username": "abc12345",
  "account_name": "EUR1",
  "initial_amount": 10.00,
  "standing_amount": 10.00,
  "order_reference": "feiwHP28qy8ks7i12i63",
  "email": "user@example.com",
  "payment_method": "card",
  "payment_link": "https://igw-demo.every-pay.com/lp/aedf32/ed4dod",
  "payment_state": "waiting_for_3ds_response",
  "fraud_score": 325,
  "warnings": {
    "country_match": [
      "Card issuer country (Estonia) does not match the buyer country ()."
    ]
  },
  "cc_details": {
    "token": "d841bcc672b0f76523a7fa13",
    "last_four_digits": "1234",
    "month": "1",
    "year": "2017",
    "holder_name": "Tom Smith",
    "type": "master_card",
    "issuer_country": "EE",
    "issuer": "LHV Bank",
    "cobrand": "Partner deebet",
    "funding_source": "Debit",
    "product": "DEBIT STANDARD",
    "state_3ds": "no3ds",
    "authorization_code": "00590A"
  },
  "customer_ip": "1.2.3.4",
  "customer_url": "https://shop.example.com/cart",
  "payment_created_at": "2019-06-05T13:14:15+03:00",
  "payment_reference": "db98561ec7a380d2e0872a34ffccdd0c4d2f2fd237b6d0ac22f88f52a"
}

```

2.5.4. GET /payments/:payment_reference

ENDPOINT: /payments/:payment_reference

METHOD: GET

REQUEST PARAMS

Parameter	Optional	Description
api_username		The api_username of the Merchant sending the request. Must match with username in Authorization HTTP header.
payment_reference		Reference ID of the payment.
detailed	O	Boolean to indicate that payment result should return fraudcheck details

RESPONSE PARAMS

Parameter	Description
api_username	The api_username of the Merchant sending the request.
account_name	Processing Account name that was used to process the transaction.
initial_amount	Initial amount used for the transaction.
standing_amount	Payment standing amount.
order_reference	Merchant's order ID.
email	Customer's email.
payment_method	What payment method was used. See above Payment Methods for valid values here. Depending on the payment method, other fields in the response would be present or omitted. Returned when payment is completed.
stan	Payment STAN number - a unique ID to identify payments on acquiring bank payment reports.
fraud_score	Payment fraud score.
warnings	Payment processing warnings in JSON format.
customer_ip	Customer's IP address.

transaction_time	Time of the transaction.
payment_created_at	Time when the payment was initiated at Payment Gateway.
payment_reference	Reference ID of the payment.
payment_state	Current status of the payment. Possible values: "initial", "waiting_for_sca", "sent_for_processing", "waiting_for_3ds_response", "settled", "failed", "abandoned", "voided", "refunded", "chargebacked"
processing_error	Details for processing error
code	Processing error code
message	Processing error
cc_details	Details of card payment. Following fields are subfields of this
cc_details.token	Token referencing a bank card that can later be used to initiate recurring payments. It is returned only if the token was requested with <code>request_token</code> .
cc_details.last_four_digits	Last four digits of the card number.
cc_details.month	Card expiration month (mm format - 1-2 digits).
cc_details.year	Card expiration year (YYYY format - 4 digits).
cc_details.holder_name	Name on the card.
cc_details.type	Card type. Possible values are 'visa' or 'master_card'.
cc_details.issuer_country	Card issuer country. ISO 3166 two-letter (alpha-2) format (e.g. EE).
cc_details.issuer	Card issuing organization.
cc_details.cobrand	Name of the cobrand
cc_details.funding_source	Funding source of the card. (debit or credit)
cc_details.product	Product type of the card.
cc_details.state_3ds	3DS state of the transaction
cc_details.authorization_code	Authorisation code of the transaction.
ob_details	Details for Open Banking payment. Following fields are subfields of this.

ob_details.debtor_iban	Customer IBAN which money is taken from (in case of SEPA payment).
ob_details.creditor_iban	Merchant IBAN which money is sent to.
ob_details.ob_payment_reference	Reference of the payment in the bank.
ob_details.ob_payment_state	State of the payment in the bank.
detailed_fraud_check_results	When parameter “detailed” is set “true” it gives list of all enabled fraud rules, their settings and scores regardless whether the rule was triggered or not (equivalent of "Fraud Check Results" in Portal payment details page)

Example request

```
/payments/db98561ec7a380d2e0872a34ffccdd0c4d2f2fd237b6d0ac22f88f52a?api_username=abc12345
```

Example response

```
{
  "api_username": "abc12345",
  "account_name": "EUR1",
  "initial_amount": 10.00,
  "standing_amount": 10.00,
  "order_reference": "feiwhp28qy8ks7i12i63",
  "stan": "1234",
  "email": "user@example.com",
  "payment_method": "card",
  "cc_details": {
    "token": "d841bcc672b0f76523a7fa13",
    "last_four_digits": "1234",
    "month": "1",
    "year": "2017",
    "holder_name": "Tom Smith",
    "type": "master_card",
    "issuer_country": "EE",
    "issuer": "LHV Bank",
    "cobrand": "Partner deebet",
    "funding_source": "Debit",
    "product": "DEBIT STANDARD",
    "state_3ds": "no3ds",
    "authorization_code": "00590A"
  },
  "processing_error": {
    "code": null,
    "last_four_digits": null
  },
  "fraud_score": "500",
  "warnings": {
    "country_match": [
```



```

    "Card issuer country (Estonia) does not match to the buyer country ()."
  ]
},
"customer_ip": "1.2.3.4",
"transaction_time": "2019-06-05T13:15:20+03:00",
"payment_created_at": "2019-06-05T13:14:15+03:00",
"payment_reference": "db98561ec7a380d2e0872a34ffccdd0c4d2f2fd237b6d0ac22f88f52a",
"payment_state": "settled"
}

```

2.5.5. POST /payments/void

ENDPOINT: /payments/void

METHOD: POST

REQUEST PARAMS

Parameter	Optional	Description
api_username		The api_username of the Merchant sending the request. Must match with username in Authorization HTTP header.
payment_reference		Reference ID of the payment.
nonce		Unique request identifier (see below for details).
timestamp		Timestamp of request's creation time (see below for details).
reason	O	Reason to void the payment.

RESPONSE PARAMS

Parameter	Description
api_username	The api_username of the Merchant sending the request.
transaction_time	Time of the transaction.

payment_reference	Reference ID of the payment created by the completed transaction.
payment_state	Current state of the payment.

Example request

```
{
  "api_username": "abc12345",
  "payment_reference": "db98561ec7a380d2e0872a34ffccdd0c4d2f2fd237b6d0ac22f88f52a",
  "nonce": "a9b7f7e794367c2c85d73154a01b9902",
  "timestamp": "2019-06-05T13:14:15+03:00",
  "reason": "fraud suspicion"
}
```

Example response

```
{
  "api_username": "abc12345",
  "transaction_time": "2015-04-02T07:53:07Z",
  "payment_reference": "db98561ec7a380d2e0872a34ffccdd0c4d2f2fd237b6d0ac22f88f52a",
  "payment_state": "voided"
}
```

2.5.6. POST /payments/capture

ENDPOINT: /payments/capture

METHOD: POST

REQUEST PARAMS

Parameter	Optional	Description
api_username		The api_username of the Merchant sending the request. Must match with username in Authorization HTTP header.
amount		Amount to be captured, use a decimal number with 2 digit precision, e.g. 10.55.
payment_reference		Reference ID of the payment.
nonce		Unique request identifier (see below for details).

timestamp		Timestamp of request's creation time (see below for details).
-----------	--	---

RESPONSE PARAMS

Parameter	Description
api_username	The api_username of the Merchant sending the request.
initial_amount	Initial payment amount.
standing_amount	Standing amount after capture transaction.
transaction_time	Time of the transaction.
payment_reference	Reference ID of the payment created by the completed transaction.
payment_state	Current state of the payment.

Example request

```
{
  "api_username": "abc12345",
  "amount": 10.00,
  "payment_reference": "db98561ec7a380d2e0872a34ffccdd0c4d2f2fd237b6d0ac22f88f52a",
  "nonce": "a9b7f7e794367c2c85d73154a01b9902",
  "timestamp": "2019-06-05T13:14:15+03:00"
}
```

Example response

```
{
  "api_username": "abc12345",
  "initial_amount": 10.00,
  "standing_amount": 10.00,
  "transaction_time": "2015-04-02T07:53:07Z",
  "payment_reference": "db98561ec7a380d2e0872a34ffccdd0c4d2f2fd237b6d0ac22f88f52a",
  "payment_state": "settled"
}
```

2.5.7. POST /payments/refund

ENDPOINT: /payments/refund

METHOD: POST

REQUEST PARAMS

Parameter	Optional	Description
api_username		The api_username of the Merchant sending the request. Must match with username in Authorization HTTP header.
amount		Amount to be refunded, use a decimal number with 2 digit precision, e.g. 10.55.
payment_reference		Reference ID of the payment.
nonce		Unique request identifier (see below for details).
timestamp		Timestamp of request's creation time (see below for details).

RESPONSE PARAMS

Parameter	Description
api_username	The api_username of the Merchant sending the request.
initial_amount	Initial payment amount.
standing_amount	Standing amount after refund transaction.
transaction_time	Time of the transaction.
payment_reference	Reference ID of the payment created by the completed transaction.
payment_state	Current state of the payment.

Example request

```
{
  "api_username": "abc12345",
  "amount": "2.50",
  "payment_reference": "db98561ec7a380d2e0872a34ffccdd0c4d2f2fd237b6d0ac22f88f52a",
  "nonce": "a9b7f7e794367c2c85d73154a01b9902",
  "timestamp": "2019-06-05T13:14:15+03:00"
}
```

Example response

```
{
  "api_username": "abc12345",
  "initial_amount": "2.50",
  "standing_amount": "1.50",
  "transaction_time": "2015-04-02T07:53:07Z",
  "payment_reference": "db98561ec7a380d2e0872a34ffccdd0c4d2f2fd237b6d0ac22f88f52a",
}
```

```
"payment_state": "refunded"
}
```

2.5.8. GET /payments/recallback (to be released)

ENDPOINT: /payments/recallback

METHOD: GET

REQUEST PARAMS

Parameter	Optional	Description
api_username		The api username of the Merchant sending the request. Must match with username in Authorization HTTP header.
start_time		Date time in format of '2019-07-01T13:35:59+03:00' for the period start.
end_time		Date time in format of '2019-08-01T13:35:59+03:00' for the period end. Difference between start time and end time cannot be greater than one month.

As a response to this request, notifications for all payments which are between start time and end time will be sent to the callback url of the merchant which is set under e-shop settings in the merchant portal.

Example request

```
{
  /payments/recallback?api_username=abc12345&start_time=2019-06-01T13:14:15+03:00&end_time=2019-06-30T
  13:14:15+03:00
}
```

2.5.9. GET /shops

ENDPOINT: /shops

METHOD: GET

REQUEST PARAMS

Parameter	Optional	Description
api_username		The api_username of the Merchant sending the request. Must match with username in Authorization HTTP header.

RESPONSE PARAMS

Parameter	Description
api_username	The api_username of the Merchant sending the request. Must match with username in Authorization HTTP header.
shops	List of shops for a merchant that makes the request.
shops[#].id	Unique ID for the shop.
shops[#].url	Web address of the shop.
shops[#].descriptor	Descriptor of the shop.
shops[#].mcc	Merchant category code of the shop.

Example request

```
/shops/api_username=abc12345
```

Example response

```
{
  "api_username": "abc12345",
  "shops": [
    {
      "id": "1",
      "url": "https://electronicshop.com/",
      "descriptor": "Eesti Electronic Shop",
      "mcc": "1234"
    },
    {
      "id": "2",
      "url": "https://myshoes.com/",
      "descriptor": "My Shoes AS",
      "mcc": "1235"
    },
    {
      "id": "3",
      "url": "https://rentacar.com/",
      "descriptor": "My Car Rental",
      "mcc": "2222"
    }
  ]
}
```

2.5.10. GET /shops/:id

ENDPOINT: /shops/:id

METHOD: GET

REQUEST PARAMS

Parameter	Optional	Description
api_username		The api_username of the Merchant sending the request. Must match with username in Authorization HTTP header.
id		Unique ID for the shop.

RESPONSE PARAMS

Parameter	Description
api_username	The api_username of the Merchant sending the request. Must match with username in Authorization HTTP header.
id	Unique ID for the shop.
url	Web address of the shop.
descriptor	Descriptor of the shop.
mcc	Merchant category code of the shop.
processing_accounts	List of processing accounts belong to the shop.
processing_accounts[#].account_name	Processing Account name that was used to process the transaction.
processing_accounts[#].pre_authorisation	Type of authorization. Pre or Final Authorization. False means it is not pre_authorisation.
processing_accounts[#].currency	Currency of processing account.
processing_accounts[#].support_3ds	It shows if processing account supports 3ds or not.

processing_accounts[#].capture_delay_days	It shows the delay days for automatic capture of the transaction.
processing_accounts[#].bav_required	It shows if bank account verification is necessary or not.

Example request

```
/shops/id=8?api_username=abc12345
```

Example response

```
{
  "api_username": "abc12345",
  "id": "1",
  "url": "https://electronicsshop.com/",
  "descriptor": "Eesti Electronic Shop",
  "mcc": "1234",
  "processing_accounts": [
    {
      "account_name": "EUR3D1",
      "pre_authorisation": "true",
      "currency": "EUR",
      "support_3ds": "true",
      "capture_delay_days": "0",
      "bav_required": "false",
    },
    {
      "account_name": "EUR1",
      "pre_authorisation": "false",
      "currency": "EUR",
      "support_3ds": "false",
      "capture_delay_days": "3",
      "bav_required": "false",
    },
    {
      "account_name": "USD3D1",
      "pre_authorisation": "false",
      "currency": "USD",
      "support_3ds": "true",
      "capture_delay_days": "0",
      "bav_required": "false",
    },
    {
      "account_name": "AUD1",
      "pre_authorisation": "false",
      "currency": "AUD",
      "support_3ds": "false",
      "capture_delay_days": "0",
      "bav_required": "false",
    }
  ]
}
```


2.5.11. GET /processing_accounts/:account_name

ENDPOINT: /processing_accounts/:account_name

METHOD: GET

REQUEST PARAMS

Parameter	Optional	Description
api_username		The api_username of the Merchant sending the request. Must match with username in Authorization HTTP header.
account_name		Processing Account name that was used to process the transaction.

RESPONSE PARAMS

Parameter	Description
api_username	The api_username of the Merchant sending the request. Must match with username in Authorization HTTP header.
account_name	Processing Account name that was used to process the transaction.
pre_auth	Type of authorization. Pre or Final Authorization.
currency	Currency of processing account.
support_3ds	It shows if the processing account supports 3ds or not.
capture_delay_days	It shows the delay days for automatic capture of the transaction.
bav_required	It shows if bank account verification is necessary or not.
payment_methods	List of available payment methods for the processing account.
payment_methods[#].source	Source of payment method. See Payment Methods above for a list of possible values. Example: 'card'.

payment_methods[#].display_name	Display name for the Payment Method. Ex: 'Card Payment'.
payment_methods[#].logo_url	URL to fetch logo for this Payment Method.
payment_methods[#].country_code	Country code for this Payment Method, to be used for better UX (e.g. group Open Banking links by country). Omitted if not relevant for this payment method.
payment_methods[#].card_acceptor_id	Only for card payments. It is terminal name.
payment_methods[#].terminal_id	Only for card payments.

Example request

```
/processing_accounts/EUR3D2?api_username=abc12345
```

Example response

```
{
  "api_username": "abc12345",
  "account_name": "EUR3D2",
  "pre_auth": "final",
  "currency": "EUR",
  "support_3ds": "true",
  "capture_delay_days": "0",
  "bav_required": "false",
  "payment_methods": [
    {
      "source": "card",
      "display_name": "VISA/Mastercard",
      "logo_url": "https://igw-demo.every-pay.com/assets/card_logo.png",
      "card_acceptor_id": "10234957 100",
      "terminal_id": "EVR20797"
    },
    {
      "source": "ob_mybank_ee",
      "display_name": "MyBank Eesti",
      "country_code": "EE",
      "logo_url": "https://igw-demo.every-pay.com/assets/mybank_logo.png"
    }
  ]
}
```

2.5.12. POST /mobile_payments/card_details

NB! Merchant should validate information about card details before sending it to the gateway. Validation information can be found under description.

ENDPOINT: /mobile_payments/card_details

METHOD: POST

REQUEST PARAMS

Parameter	Optional	Description
api_username		The api_username of the Merchant sending the request. Must match with username in Authorization HTTP header.
mobile_access_token		This is a header parameter. Token to use this endpoint. It will be taken in payments/oneoff response. Format: 'Bearer mobile_access_token' Ex: Authorization: 'Bearer bb760db84c9b53dc4bbcc7cbe799fd0f1237d56d'
cc_details		Details of card. Following bold fields are subfields of this.
cc_details.cc_number		Number on the card. Numeric string, 16 digits number.
cc_details.month		Card expiration month (mm format - 1-2 digits) Numeric string, values from 1-12.
cc_details.year		Card expiration year (YYYY format - 4 digits). Numeric string, values from 20-40.
cc_details.holder_name		Name on card. String, only letters.
cc_details.cvc		CVC number of the card. Numeric string, 3 or 4 digits.
token_consented		It shows if the user consents to save the card details. Boolean: true, false
nonce		Unique request identifier (see below for details).
timestamp		Timestamp of request's creation time (see below for details).

RESPONSE PARAMS

Parameter	Description
payment_state	The status of the payment. Possible values; "initial", "settled", "failed", "waiting_for_3ds_response", "waiting_for_sca" and "confirmed_3ds".
processing_errors	Related error codes and messages if there is any.

Example request

Headers:

Authorization: 'Bearer bb760db84c9b53dc4bbcc7cbe799fd0f1237d56d'

Content-Type: 'application/json'

```
{
  "api_username": "abc12345",
  "cc_details": {
    "cc_number": "1234567812345678",
    "month": "11",
    "year": "2019",
    "holder_name": "Tom Smith",
    "cvc": "100"
  },
  "token_consented": true,
  "nonce": "a9b7f7e794367c2c85d73154a01b9902",
  "timestamp": "2019-06-05T13:14:15+03:00",
}
```

Example response

```
{
  "payment_state": "waiting_for_3ds_response",
  "processing_errors": []
}
```

Version history

Date	Change
09.09.2020	'1.3.1 One-off Payment' part is improved.
31.08.2020	'1.7 Callback Notification' part is improved. Possible to receive callbacks with <code>event_name</code> .
12.08.2020	Additional information added for sent for processing status. Merchants which use Open Banking payments should make necessary changes accordingly.
23.07.2020	New payment statuses are added for open banking payments. Possible values for <code>payment_state</code> are added into

	GET/payments/:payment_reference endpoint.
15.06.2020	New parameter <code>detailed</code> under endpoint GET/payments/:payment_reference. It's boolean to indicate that payment result should return fraudcheck details. Validation rules for /mobile_payments/card_details that merchants should implement themselves before sending information to gateway.
10.05.2020	Processing_error is sent with endpoint GET/payments/:payment_reference
20.05.2020	POST/payments/oneoff, POST/payments/cit, POST/payments/mit and GET/payments/:payment_reference endpoints updated. (token_consent_agreed parameter is added to oneoff, optional shipping_address parameters are added to cit payments. Authorization code is added to cc_details in response when cc_details sent. The format of billing and shipping country changed to ISO alpha-2)
10.02.2020	POST/mobile_payments/card_details endpoint updated, payment statuses part is added.
23.01.2020	Supported locale values and some minor descriptions added.
04.12.2019	Cobrand, funding source, product and 3ds state information added to cc_details part of the response in POST/payments/cit, POST/payments/mit and GET/payments/:payment_reference endpoints.
25.11.2019	Payment_reference and order_reference parameters are added when a customer is redirected to customer_url. 1.7. Notifications include payment_reference and order_reference, order_reference was added.
24.10.2019	'1.7 Callback Notification' part is added. 'Callback_url' is removed from POST/payments/oneoff request parameters and from the response and also from the request parameter of and GET/payments/recallback.
10.10.2019	POST/payments/cit endpoint, explanations for '1.6.1 Token Agreement' and '1.6.2 Nonce' have been updated. The explanation for 'customer_url' request parameter has been corrected. POST /mobile_payments/card_details endpoint has been added. The name of the request parameter 'payment_type' has been changed into 'token_agreement'.
13.09.2019	POST/payments/oneoff, POST/payments/mit, POST/payments/cit, POST/payments/void, POST/payments/refund, POST/payments/capture endpoints are updated.
28.08.2019	POST/mobile_payments/card_details is added,

	POST/payments/oneoff, POST/payments/mit, POST/payments/cit endpoints are updated, example requests for all GET endpoints are changed and minor changes have been made.
14.08.2019	Minor changes.
12.08.2019	GET/payments/recallback, GET/processing_accounts/:account_name, GET/shops and GET/shops/:id endpoints are added, GET /payments/:payment_reference endpoint is updated.
23.07.2019	Initial document of the API v3.